

Product Registration **Date Code & Operator I.D. Locator**

Note that the product date codes below are examples. Please check your own product to find its specific date code. If you have any questions, do not hesitate to call us at **1-800-230-8190**. If you would like to contact Consumer Services directly, we will need your date code and operator I.D. (operator I.D. needed for entertainers only).

If you have the box your product came in, please see the first group of 5 or 6 digits on the front or side of the box — that is your date code. If you have a product registration card, you will find the date code for your product.

If you have the box your product came in, please see the 3 or 8 digit number on the bottom of your box — that is the operator I.D. number. If you have a product registration card, you will find the operator I.D. number for your product.


If you do not have the product registration card or box, please see examples on pages 2-7.

Date Code

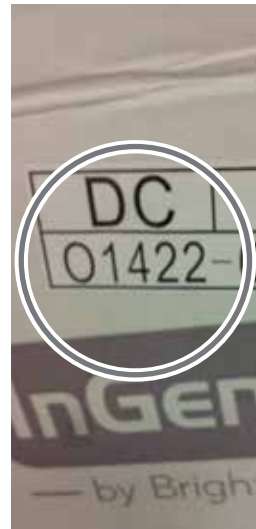
(5 or 6 digit number on front or side of box and registration card)



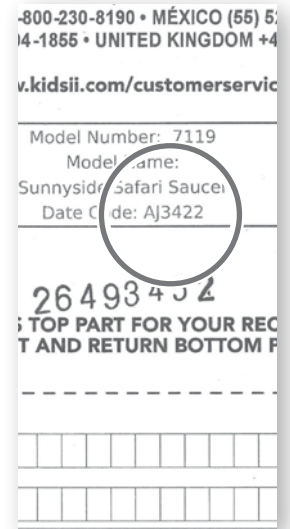
PRODUCT BOX - 5 DIGIT



PRODUCT BOX - 6 DIGIT



PRODUCT BOX - 5 DIGIT



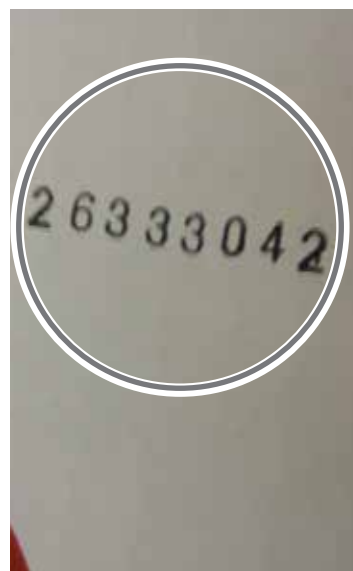
REGISTRATION CARD

Operator I.D. Number

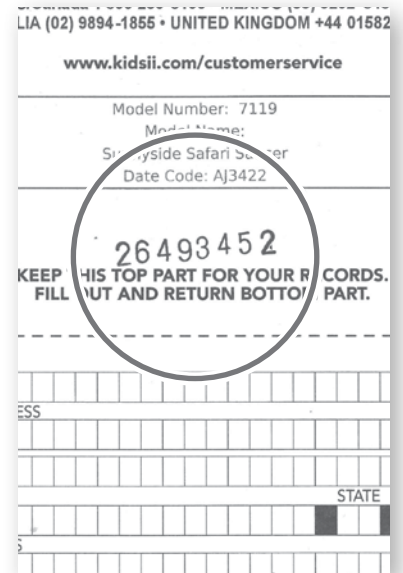
(3 or 8 digit number on the bottom of the box and registration card)



PRODUCT BOX - 3 DIGIT



PRODUCT BOX - 8 DIGIT



REGISTRATION CARD

Activity Centers

Location of Date Codes

PLATFORM - Underside of platform next to inspection number

SEAT PAD - Located on warning label

FRAME - Located on inner side of frame hub

TOYBAR/PLUSH TOYS - Located on sewn-in label or back of toy

DATE CODE EXAMPLES: OK9, OE0, J0132, or X0372



BRIGHT STARTS™
AROUND WE GO™
FRAME



BRIGHT STARTS™
BOUNCE BOUNCE
BABY™ SEAT PAD



BRIGHT STARTS™
SAUCER
TABLE



BRIGHT STARTS™
BOUNCE BOUNCE
BABY™ TOY



BRIGHT STARTS™
BOUNCE BOUNCE
BABY™ TOY

Bouncers

Location of Date Codes


SEAT PAD - Located on warning label or sewn-in label with law tag information

TOYBAR/PLUSH TOYS - Located on sewn-in label

DATE CODE EXAMPLES: O2891 or OK1



INGENUITY™
AUTOMATIC BOUNCER™ SEAT PAD



INGENUITY™
AUTOMATIC BOUNCER™ PLUSH TOY

Swings

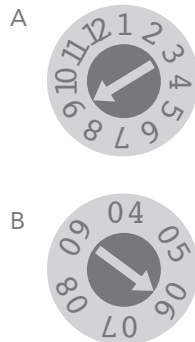
Location of Date Codes

SEAT PAD - Located on warning label or sewn-in label with law tag information

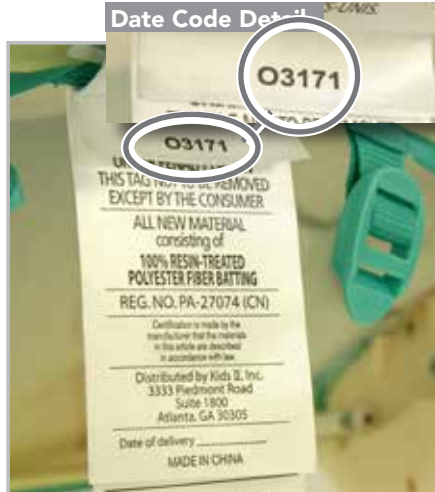
TOY BAR/PLUSH TOYS - Located on sewn-in label (see bouncers as reference)

FRAME - Located on swing arms or back of battery compartment


DATE CODE EXAMPLE: O3171, clock, 0G1



Clock A signifies the month and Clock B signifies the year. In this example, the date code would be 06 or Sept 2006.




**BRIGHT STARTS™
PORTABLE SWING SEAT PAD**



**BRIGHT STARTS™
PORTABLE SWING FRAME**



**INGENUITY™
CRADLE & SWAY SWING™ SEAT PAD**



**INGENUITY™
CRADLE & SWAY SWING™ FRAME**



**INGENUITY™
CRADLE & SWAY SWING™ PLUSH TOY**

Play Gyms

Location of Date Codes

- MAT** - Located on sewn-in label
- PLUSH TOYS** - Located on sewn-in label
- TEETHERS** - In same location as Kids II information and/or with "Made in China"

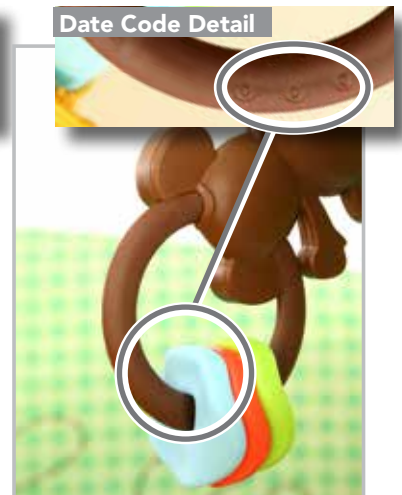
DATE CODE EXAMPLE: AE0662 or OD2



TAGGIES™
BUGS & HUGS™ PLAYGYM MAT



TAGGIES™
BUGS & HUGS™ PLAYGYM PLUSH TOY



Playards

Location of Date Codes

- STAMP** - Located directly on playard floor or on sewn-in label
- TOYBAR / PLUSH TOYS** - Located on sewn-in label
- BASSINET AND MAT** - Located on sewn-in label

DATE CODE EXAMPLE: 30OCT2008, or AB3009



INGENUITY™
PLAYARD SEAT PAD



INGENUITY™
PLAYARD TOYBAR



INGENUITY™
PLAYARD BASSINET



INGENUITY™
PLAYARD FLOOR

High Chairs

Location of Date Codes


SEAT PAD - Located on warning label

TRAY - Located on inner side of frame hub

DATE CODE EXAMPLE: AD3321 or OA2



INGENUITY™
PERFECT PLACE™ HIGH CHAIR SEAT PAD



BRIGHT STARTS™
CHAIR TOP HIGH CHAIR TRAY

Chair Top High Chair


Location of Date Codes

SEAT PAD - Located on warning label


TRAY - Located on the underside of the tray

PLATFORM - Located on the underside of the seat

DATE CODE EXAMPLE: AJ1192 or OJ1



INGENUITY™
CHAIR TRIO HIGH CHAIR PLATFORM




BRIGHT STARTS™
CHAIR TOP HIGH CHAIR TRAY

Bath and Personal Care

Location of Date Codes

Located on the underside of the seat


DATE CODE EXAMPLE: N2459, X3230, or X2250



BRIGHT STARTS™
MY LITTLE POTTY™



BRIGHT STARTS™
MY LITTLE BOOSTER SEAT™




BRIGHT STARTS™
MY LITTLE STEP STOOL™

Nursing Pillows

Location of Date Codes

PILLOW / SLIPCOVER - Located on sewn-in warning label

DATE CODE EXAMPLE: O3451



COMFORT & HARMONY™
NAKED MOMBO™



COMFORT & HARMONY™
MOMBO™ SLIPCOVER

Shopping Cart Liners

Location of Date Codes

Located on the warning label and on the box to the right of the UPC code

DATE CODE EXAMPLE: 01081



COMFORT & HARMONY™
COZY CART COVER™

Box & Peg Toys

Location of Date Codes

BATTERY PACK / TEETHERS - Located on the back in the copy

PLUSH TOY - Located on the sewn-in label

DATE CODE EXAMPLE: N2021, NB1, or NE1



BRIGHT STARTS™
CARRIER TOY BAR

BRIGHT STARTS™
CARRIER TOY BAR TEETHER

BRIGHT STARTS™
CARRIER TOY BAR BATTERY PACK